


# Inductive sensor

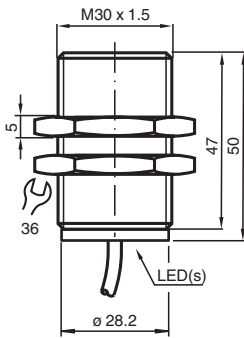
## NBB15-30GM50-WS-5M



■ 15 mm flush



### Dimensions



### Technical Data

#### General specifications

Switching function		Normally open (NO)
Output type		Two-wire
Rated operating distance	$s_n$	15 mm
Installation		quasi flush
Output polarity		AC
Assured operating distance	$s_a$	0 ... 12.15 mm
Actual operating distance	$s_r$	13.5 ... 16.5 mm
Reduction factor $r_{Al}$		0.33
Reduction factor $r_{Cu}$		0.28
Reduction factor $r_{304}$		0.81
Output type		2-wire

#### Nominal ratings

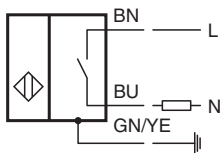
Operating voltage	$U_B$	20 ... 253 V
Switching frequency	$f$	0 ... 20 Hz
Hysteresis	$H$	1 ... 10 % typ. 5 %
Voltage drop	$U_d$	< 5 V ( $I_L > 50$ mA); < 8 V ( $I_L < 50$ mA)

Release date: 2025-06-05 Date of issue: 2025-06-05 Filename: 802853\_eng.pdf

## Technical Data

Momentary current (20 ms, 0.1 Hz)		0 ... 1600 mA
Operating current	$I_L$	5 ... 200 mA
Off-state current	$I_r$	0 ... 1.7 mA
Operating voltage indicator		LED, green
Switching state indicator		LED, yellow
<b>Compliance with standards and directives</b>		
Standard conformity		
Standards		EN IEC 60947-5-2
<b>Approvals and certificates</b>		
UL approval		cULus Listed, General Purpose
CSA approval		cCSAus Listed, General Purpose
CCC approval		Certified by China Compulsory Certification (CCC)
<b>Ambient conditions</b>		
Ambient temperature		-25 ... 70 °C (-13 ... 158 °F)
<b>Mechanical specifications</b>		
Connection type		cable
Housing material		brass, nickel-plated
Sensing face		PBT
Degree of protection		IP67
Cable		
Wire end ferrules		yes
Cable diameter		6.4 mm ± 0.2 mm
Bending radius		> 10 x cable diameter
Material		PVC
Color		grey
Number of cores		3
Core cross section		0.75 mm <sup>2</sup>
Length	L	5 m
Mass		436 g
Dimensions		
Length		50 mm
Diameter		30 mm
Note		1) In the temperature range below 0 °C, permissible operating voltage $U_b$ 80...253 V Safety fuse ≤ 0.3 A (quick-blow) according to IEC 60127-2 Sheet 1 Recommendation: after a short circuit, check that the device is functioning correctly.

## Connection



## Mounting

### Installation conditions

