

Inductive sensor

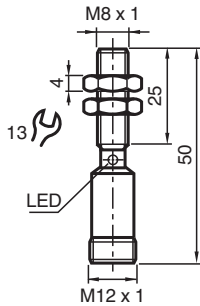
NMB1,5-8GM50-E2-FE-V1



- Stainless steel sensing face
- Sensing range 1.5 mm
- 3-wire DC



Dimensions



Technical Data

General specifications

Switching function		Normally open (NO)
Output type		PNP
Rated operating distance	s_n	1.5 mm
Installation		flush
Output polarity		DC
Assured operating distance	s_a	0 ... 1.215 mm
Actuating element		Ferrous targets
Reduction factor r_{Al}		0
Reduction factor r_{Cu}		0
Reduction factor r_{304}		0.4 - 0.7
Reduction factor r_{S137}		1
Output type		3-wire

Nominal ratings

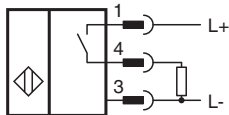
Operating voltage	U_B	10 ... 30 V DC
Switching frequency	f	80 Hz
Hysteresis	H	5 ... 15 typ. 10 %
Reverse polarity protection		yes
Short-circuit protection		yes
Voltage drop	U_d	≤ 2 V
Operating current	I_L	≤ 100 mA
Current consumption		≤ 15 mA

Release date: 2025-06-06 Date of issue: 2025-06-06 Filename: 904825_eng.pdf

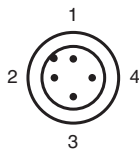
Technical Data

Off-state current	I_r	$\leq 10 \mu\text{A}$
Indicators/operating means		
Operation indicator		LED red: Output
Standard conformity		
Standards		EN 60947-5-2:2007 IEC 60947-5-2:2007
Approvals and certificates		
UL approval		cULus Listed Load Type: General Purpose Circuitry: Class 2 Power Source Enclosure Type Rating: Type 1 Supply/Switching Voltage: 30 V DC Output Switching Current: 100 mA
CCC approval		CCC approval / marking not required for products rated $\leq 36 \text{ V}$
Ambient conditions		
Ambient temperature		-25 ... 70 °C (-13 ... 158 °F)
Mechanical specifications		
Connection type		Connector plug
Housing material		Stainless steel 1.4305 / AISI 303
Sensing face		Stainless steel 1.4305 / AISI 303
Degree of protection		IP67
Connector		
Threading		M12 x 1
Number of pins		4
Dimensions		
Length		50 mm
Diameter		8 mm

Connection



Connection Assignment



Wire colors in accordance with EN 60947-5-2

1	BN	(brown)
2	WH	(white)
3	BU	(blue)
4	BK	(black)