

# Inductive sensor

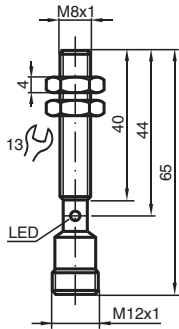
## NMB1,5-8GM65-E0-FE-V1



- Stainless steel sensing face
- Sensing range 1.5 mm
- 3-wire DC
- Ferrous targets



### Dimensions



### Technical Data

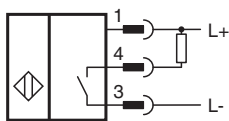
General specifications		
Switching function		Normally open (NO)
Output type		NPN
Rated operating distance	$s_n$	1.5 mm
Installation		flush
Output polarity		DC
Assured operating distance	$s_a$	0 ... 1.215 mm
Actuating element		Ferrous targets
Reduction factor $r_{Al}$		0
Reduction factor $r_{Cu}$		0
Reduction factor $r_{304}$		0.6
Reduction factor $r_{St37}$		1
Output type		3-wire
Nominal ratings		
Operating voltage	$U_B$	10 ... 30 V DC
Switching frequency	$f$	80 Hz
Hysteresis	$H$	3 ... 15 typ. 5 %

Release date: 2025-06-06 Date of issue: 2025-06-06 Filename: 906239\_eng.pdf

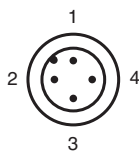
## Technical Data

Reverse polarity protection		yes
Short-circuit protection		yes
Voltage drop	$U_d$	$\leq 2 \text{ V}$
Operating current	$I_L$	$\leq 100 \text{ mA}$
Current consumption		$\leq 15 \text{ mA}$
Off-state current	$I_r$	$\leq 10 \mu\text{A}$
<b>Indicators/operating means</b>		
Operation indicator		LED red: Output
<b>Standard conformity</b>		
Standards		EN 60947-5-2:2007 IEC 60947-5-2:2007
<b>Approvals and certificates</b>		
UL approval		cULus Listed Load Type: General Purpose Circuitry: Class 2 Power Source Enclosure Type Rating: Type 1 Supply/Switching Voltage: 30 V DC Output Switching Current: 100 mA
CCC approval		CCC approval / marking not required for products rated $\leq 36 \text{ V}$
<b>Ambient conditions</b>		
Ambient temperature		$-25 \dots 70 \text{ }^\circ\text{C}$ ( $-13 \dots 158 \text{ }^\circ\text{F}$ )
<b>Mechanical specifications</b>		
Connection type		Connector plug
Housing material		Stainless steel 1.4305 / AISI 303
Sensing face		Stainless steel 1.4305 / AISI 303
Degree of protection		IP67
<b>Connector</b>		
Threading		M12 x 1
Number of pins		4
<b>Dimensions</b>		
Length		40 mm
Diameter		8 mm

## Connection



## Connection Assignment



## Connection Assignment

Wire colors in accordance with EN 60947-5-2

1		BN	(brown)
2		WH	(white)
3		BU	(blue)
4		BK	(black)