

Inductive sensor

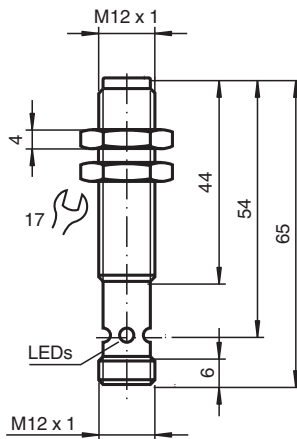
NMB2-12GM65-E2-NFE-V1



- Stainless steel sensing face
- Sensing range 2 mm
- 3-wire DC
- Nonferrous targets



Dimensions



Technical Data

General specifications

Switching function		Normally open (NO)
Output type		PNP
Rated operating distance	s_n	2 mm
Installation		flush
Output polarity		DC
Assured operating distance	s_a	0 ... 1.62 mm
Actuating element		Nonferrous targets
Reduction factor r_{Al}		1
Reduction factor r_{Cu}		1.1
Reduction factor r_{304}		0
Reduction factor r_{S137}		0
Reduction factor r_{Brass}		0.9
Output type		3-wire

Nominal ratings

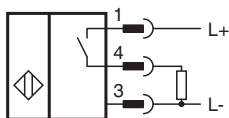
Operating voltage	U_B	10 ... 30 V DC
Switching frequency	f	15 Hz
Hysteresis	H	3 ... 15 typ. 5 %

Release date: 2025-06-06 Date of issue: 2025-06-06 Filename: 908431_eng.pdf

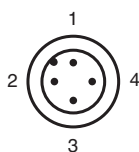
Technical Data

Reverse polarity protection		yes
Short-circuit protection		yes
Voltage drop	U_d	≤ 2 V DC
Operating current	I_L	≤ 200 mA For a temperature range above 50°C, the permissible operating current $I_L \leq 150$ mA
Current consumption		< 14 mA
Off-state current	I_r	≤ 10 μ A
Indicators/operating means		
Operation indicator		4-way dual LED Green: power Yellow: output
Compliance with standards and directives		
Standard conformity		
Standards		EN IEC 60947-5-2
Approvals and certificates		
UL approval		cULus Listed Load Type: General Purpose Circuitry: Class 2 Power Source Enclosure Type Rating: Type 1 Supply/Switching Voltage: 30 V DC Output Switching Current: 200 mA
CCC approval		CCC approval / marking not required for products rated ≤ 36 V
Ambient conditions		
Ambient temperature		-40 ... 70 °C (-40 ... 158 °F)
Mechanical specifications		
Connection type		Connector plug
Housing material		Stainless steel 1.4305 / AISI 303
Sensing face		Stainless steel 1.4305 / AISI 303
Degree of protection		IP67 / IP68 / IP69K - cordset dependent according to cable specification
Connector		
Threading		M12 x 1
Number of pins		4
Dimensions		
Length		65 mm
Diameter		12 mm

Connection



Connection Assignment



Connection Assignment

Wire colors in accordance with EN 60947-5-2

1		BN	(brown)
2		WH	(white)
3		BU	(blue)
4		BK	(black)