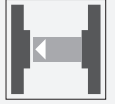




Thru-beam sensor emitter

MD17/143



- Emitter
- Compact, versatile housing
- 360° high visibility LEDs
- M8-plug connection

Thru-beam sensor transmitter, small design, infrared light, 20 m range, M8 plug



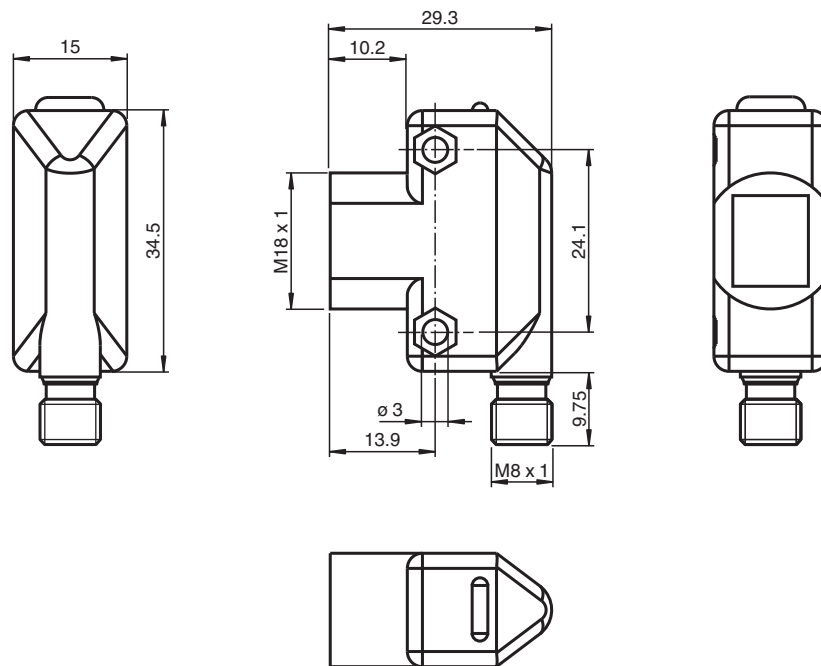
Function

The ML17 sensor family offers diverse connection and installation options, which means that it can adapt to the most varied automation tasks. In addition to the usual fitting method using M4 screws, these sensors can also be installed by means of M18 threaded insert. All devices are equipped with a green Power On display and a yellow function display. These displays are arranged in such a way that they are clearly visible from different directions.

Application

- Presence monitoring
- Target sensors
- Congestion monitoring
- Track loading
- Completeness checks

Dimensions



Technical Data

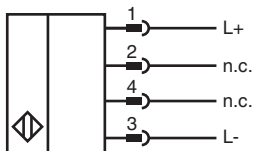
System components		
Emitter		MD17/143
Receiver		MV17/136/143
General specifications		
Effective detection range		0 ... 15 m
Threshold detection range		20 m
Reference target		receiver
Light source		IRED
Light type		Infrared LED
Ambient light limit		≤ 10000 Lux
Indicators/operating means		
Operation indicator		LED green
Electrical specifications		
Operating voltage	U_B	10 ... 30 V DC , class 2
Ripple		max. 10 %
No-load supply current	I_0	< 25 mA
Operating current	I_B	
Time delay before availability	t_v	≤ 200 ms
Conformity		
Product standard		EN 60947-5-2 IEC 60947-5-2
Approvals and certificates		
CE conformity		CE
EAC conformity		TR CU 020/2011

Release date: 2022-08-03 Date of issue: 2022-08-03 Filename: 908709_eng.pdf

Technical Data

UL approval	cULus
CCC approval	CCC approval / marking not required for products rated ≤36 V
Ambient conditions	
Ambient temperature	-20 ... 55 °C (-4 ... 131 °F)
Storage temperature	-20 ... 70 °C (-4 ... 158 °F)
Mechanical specifications	
Housing width	15 mm
Housing height	34.5 mm
Degree of protection	IP67
Connection	M8 x 1 connector, 4-pin
Material	
Housing	ABS
Optical face	Acrylic
Mass	approx. 9 g

Connection



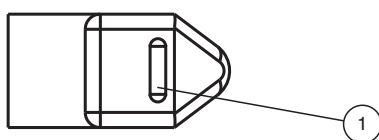
Connection Assignment



Wire colors in accordance with EN 60947-5-2

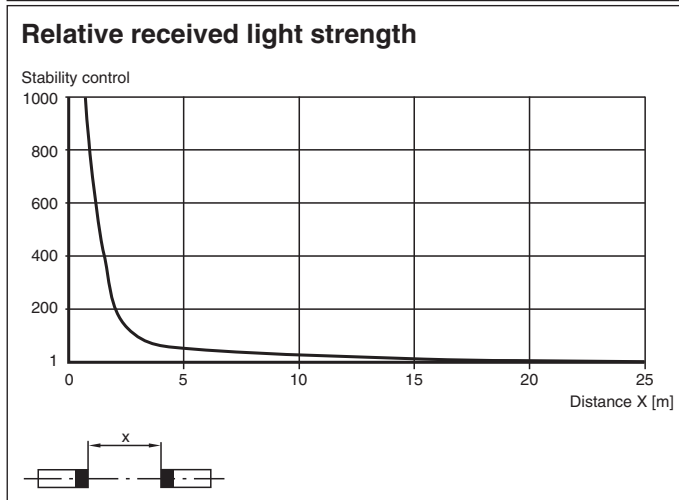
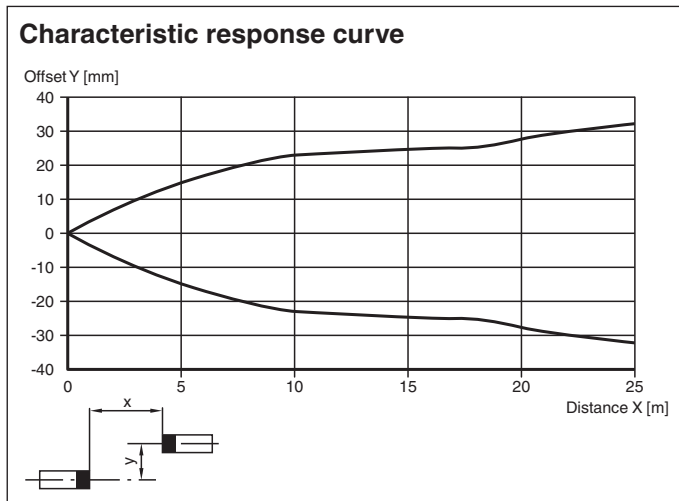
1	BN	(brown)
2	WH	(white)
3	BU	(blue)
4	BK	(black)

Indication




1	Operating display	green
---	-------------------	-------







Characteristic Curve



Matching System Components

	MV17/136/143	Thru-beam sensor receiver, small design, infrared, light-on/dark-on switching, push-pull output, M8 plug
---	---------------------	--

Accessories

	OMH-ML17	Mounting bracket
	OMH-ML17-1	Mounting bracket
	V31-GM-BK2M-PUR-U	Female cordset single-ended M8 straight A-coded, 4-pin, PUR cable black, UL approved, drag chain suitable, torsion resistant
	V31-WM-BK2M-PUR-U	Female cordset single-ended M8 angled A-coded, 4-pin, PUR cable black, UL approved, drag chain suitable, torsion resistant
	V31-GM-BK5M-PUR-U	Female cordset single-ended M8 straight A-coded, 4-pin, PUR cable black, UL approved, drag chain suitable, torsion resistant
	V31-WM-BK5M-PUR-U	Female cordset single-ended M8 angled A-coded, 4-pin, PUR cable black, UL approved, drag chain suitable, torsion resistant

Release date: 2022-08-03 Date of issue: 2022-08-03 Filename: 908709_eng.pdf