


# PS3500 Power Supply Backplane - 3-position

## PS3500-TB-3



- 3-position backplane for PS2500/PS3500 series power modules
- Multiple input/output wiring configurations
- Removable terminals for easy wiring
- Serial or parallel fault bus
- ATEX, IECEx, and cULus approvals for Div 2/Zone 2

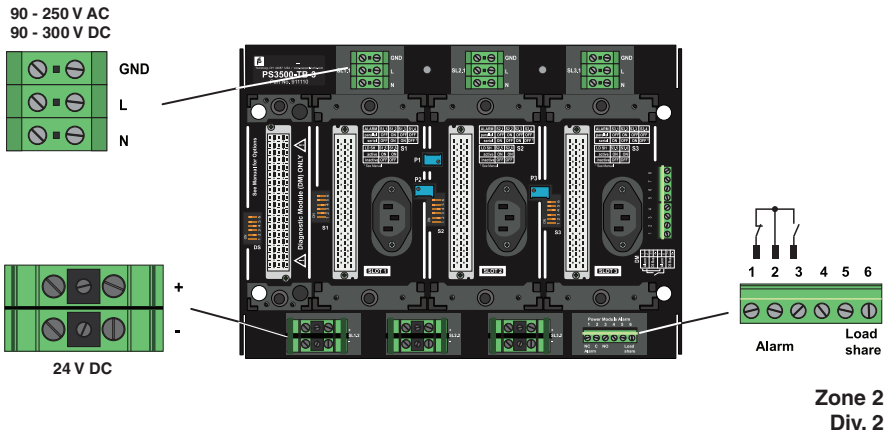
3 position backplane for use with PS3500 power supplies



### Function

The PS3500-TB-3 is a 3-position backplane used by the PS2500/PS3500 series power supply modules. Power configuration and alarms are controlled by DIP switches on the backplane. The backplane connects to universal AC (90- 250 V) or DC (90-300 V) inputs and supports redundancy. The PS3500-TB-3 allows a maximum of 45 A of output power, 30 A in N+1 configuration or 15 A in triple redundant mode. Automatic load sharing of all of the power modules is built into the backplane. Input and output lines can be wired independently or in parallel, providing easy configuration of N+1 redundancy. The fault bus can be configured in serial or parallel combinations.

### Connection



### Technical Data


<b>Interface</b>	
Type	diagnostic bus: RS 485
<b>Input</b>	
Rated values	terminal ratings: current 6.5 A per slot
Voltage range	90 ... 250 V AC, 44 ... 66 Hz; 90 ... 300 V DC
<b>Output</b>	
Rated values	terminal ratings: current 65 A, voltage 300 V
Fault signal	removable terminals : power module alarm
<b>Indicators/settings</b>	
Control elements	DIP switches for alarm and load sharing configuration potentiometers for output voltage adjustment

Release date: 2024-01-15 Date of issue: 2024-01-15 Filename: 911110\_eng.pdf

## Technical Data

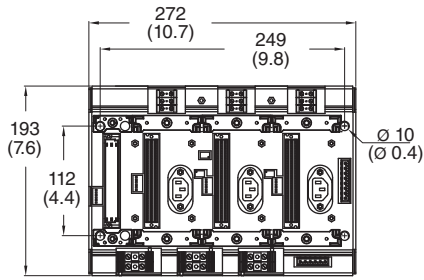
<b>Directive conformity</b>	
Electromagnetic compatibility	
Directive 2014/30/EU	Refer to DoC for all directives and standards met.
<b>Conformity</b>	
Electromagnetic compatibility	NE 21:2006
Degree of protection	EN 60529
Shock resistance	EN 60068-2-27
Vibration resistance	EN 60068-2-6
<b>Ambient conditions</b>	
Ambient temperature	-25 ... 70 °C (-13 ... 158 °F)
Storage temperature	-40 ... 85 °C (-40 ... 185 °F)
Relative humidity	< 95 % , noncondensing
Shock resistance	15 g , 11 ms
Vibration resistance	1 g , 58 ... 150 Hz
<b>Mechanical specifications</b>	
Core cross section	input terminals: 4 mm <sup>2</sup> (10 AWG) output terminals: 10 mm <sup>2</sup> (6 AWG)
Housing material	Powder Coated, 1010 Cold Rolled Steel
Degree of protection	IP20
Mass	approx. 1.4 kg ( 3.20 lbs )
Dimensions	193 x 78 x 272 mm (7.6 x 3.1 x 10.7 inch)
Height	193 mm
Width	272 mm
Depth	78 mm
<b>Data for application in connection with hazardous areas</b>	
Certificate	DEMKO 12 ATEX 1103387X
Marking	Ⓜ II 3 G Ex ec IIC T4 Gc
<b>International approvals</b>	
UL approval	cULus Listed E230669 E350173
Approved for	Class I/Div 2, ABCD Class I, Zone 2, Grp IIC T4
IECEX approval	IECEX UL 13.0082X Ex ec IIC T4 Gc
<b>General information</b>	
Supplementary information	Statement of Conformity, Declaration of Conformity, Attestation of Conformity and instructions have to be observed where applicable. For information see <a href="http://www.pepperl-fuchs.com">www.pepperl-fuchs.com</a> .

Assembly



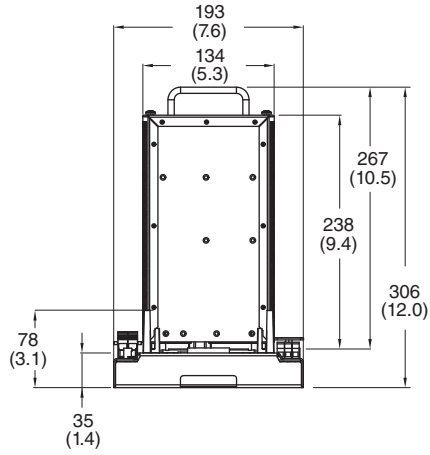
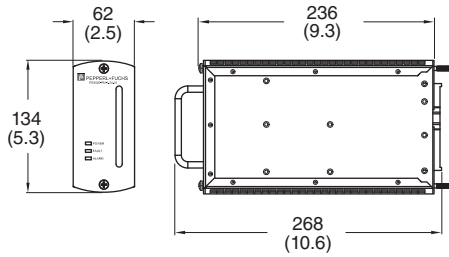
Release date: 2024-01-15 Date of issue: 2024-01-15 Filename: 911110\_eng.pdf

**Dimensions**



**System dimensions mm (in)**

PS 3500-PM-1.24.15



Release date: 2024-01-15 Date of issue: 2024-01-15 Filename: 911110\_eng.pdf