

Inductive sensor

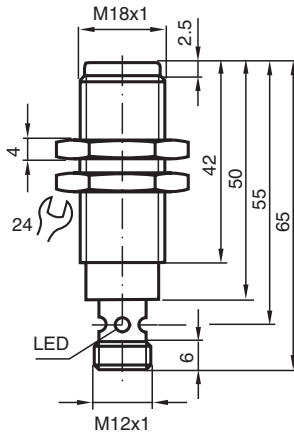
NMB10-18GM65-E2-V1



- 10 mm flush
- Stainless steel sensing face
- Increased operating distance



Dimensions



Technical Data

General specifications

Switching function		Normally open (NO)
Output type		PNP
Rated operating distance	s_n	10 mm
Installation		flush (Requirements: see drawing below)
Output polarity		DC
Assured operating distance	s_a	0 ... 8.1 mm
Actuating element		Ferrous and nonferrous targets
Reduction factor r_{Al}		0.4
Reduction factor r_{Cu}		0.25
Reduction factor r_{304}		0.85
Reduction factor r_{S137}		1
Output type		3-wire

Nominal ratings

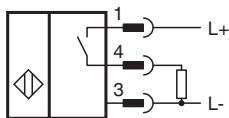
Operating voltage	U_B	10 ... 30 V DC
Switching frequency	f	0 ... 240 Hz
Hysteresis	H	3 ... 15 typ. 5 %
Reverse polarity protection		reverse polarity protected

Release date: 2025-06-06 Date of issue: 2025-06-06 Filename: 9111271_eng.pdf

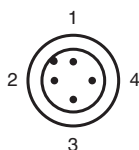
Technical Data

Short-circuit protection		pulsing
Voltage drop	U_d	$\leq 2 \text{ V}$
Operating current	I_L	$\leq 200 \text{ mA}$
Off-state current	I_r	$\leq 10 \mu\text{A}$
No-load supply current	I_0	$\leq 15 \text{ mA}$
Operating voltage indicator		LED, green
Switching state indicator		LED, yellow
Functional safety related parameters		
MTTF _d		847 a
Mission Time (T _M)		20 a
Diagnostic Coverage (DC)		0 %
Standard conformity		
Standards		EN 60947-5-2:2007 IEC 60947-5-2:2007
Approvals and certificates		
UL approval		cULus Listed Load Type: General Purpose Circuitry: Class 2 Power Source Enclosure Type Rating: Type 1 Supply/Switching Voltage: 30 V DC Output Switching Current: 200 mA
CCC approval		CCC approval / marking not required for products rated $\leq 36 \text{ V}$
Ambient conditions		
Ambient temperature		-25 ... 70 °C (-13 ... 158 °F)
Mechanical specifications		
Connection type		Connector plug
Housing material		Stainless steel 1.4305 / AISI 303
Sensing face		Stainless steel 1.4305 / AISI 303
Degree of protection		IP67
Connector		
Threading		M12 x 1
Number of pins		4
Dimensions		
Length		65 mm
Diameter		18 mm

Connection



Connection Assignment

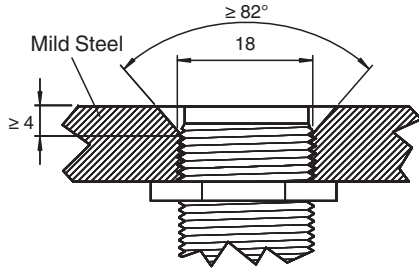


Connection Assignment

Wire colors in accordance with EN 60947-5-2

1	BN	(brown)
2	WH	(white)
3	BU	(blue)
4	BK	(black)

Mounting



Sensor face is flush with mounting surface.