



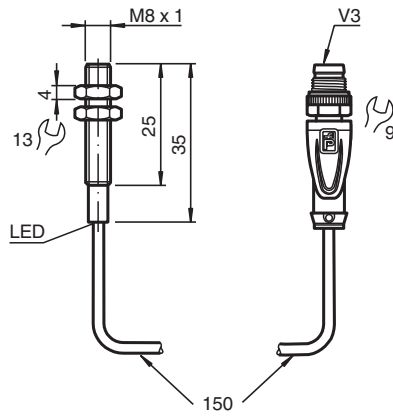
## Inductive sensor

### NMB3-8GM35-E2-C-150MM-V3

- 3 mm flush
- Stainless steel sensing face
- Increased operating distance
- Weld Immune



## Dimensions



## Technical Data

### General specifications

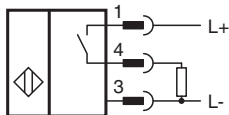
Switching function		Normally open (NO)
Output type		PNP
Rated operating distance	$s_n$	3 mm
Installation		flush
Output polarity		DC
Assured operating distance	$s_a$	0 ... 2.43 mm

Release date: 2025-06-10 Date of issue: 2025-06-10 Filename: 9112289\_eng.pdf

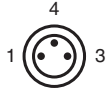
## Technical Data

Reduction factor $r_{Al}$		0.3
Reduction factor $r_{Cu}$		0.2
Reduction factor $r_{304}$		0.7
Reduction factor $r_{Si37}$		1
Output type		3-wire
<b>Nominal ratings</b>		
Operating voltage	$U_B$	10 ... 30 V DC
Switching frequency	$f$	0 ... 5 Hz
Hysteresis	$H$	5 ... 15 typ. 10 %
Reverse polarity protection		reverse polarity protected
Short-circuit protection		pulsing
Voltage drop	$U_d$	$\leq 2$ V
Operating current	$I_L$	0 ... 100 mA
Off-state current	$I_r$	0 ... 10 $\mu$ A typ. 0.1 $\mu$ A at 25 °C
No-load supply current	$I_0$	$\leq 10$ mA
Switching state indicator		LED, red
Mag. Field strength, AC fields		250 mT
Mag. Field strength, DC fields		250 mT
<b>Compliance with standards and directives</b>		
Standard conformity		
Standards		EN IEC 60947-5-2
<b>Approvals and certificates</b>		
UL approval		cULus Listed Circuitry: Class 2 Power Source Enclosure Type Rating: Type 1 Supply/Switching Voltage: 30 V DC Output Switching Current: 100 mA
CCC approval		CCC approval / marking not required for products rated $\leq 36$ V
<b>Ambient conditions</b>		
Ambient temperature		-25 ... 75 °C (-13 ... 167 °F)
<b>Mechanical specifications</b>		
Connection type		Cable connector M8 x 1 , TPE cable Sheath: 150 mm
Housing material		Xylan coated - Stainless steel 1.4305 / AISI 303
Sensing face		Xylan coated - Stainless steel 1.4305 / AISI 303
Degree of protection		IP67
Cable		
Cable diameter		3 mm $\pm$ 0.25 mm
Dimensions		
Length		35 mm
Diameter		8 mm

## Connection



## Connection Assignment



Wire colors in accordance with EN 60947-5-2

1		BN	(brown)
3		BU	(blue)
4		BK	(black)