

Inductive sensor

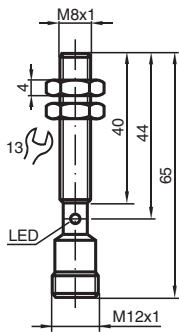
NMB3-8GM65-E2-V1



- Stainless steel sensing face
- 3 mm flush
- Increased operating distance



Dimensions



Technical Data

General specifications

Switching function		Normally open (NO)
Output type		PNP
Rated operating distance	s_n	3 mm
Installation		flush
Output polarity		DC
Assured operating distance	s_a	0 ... 2.43 mm
Reduction factor r_{Al}		0.3
Reduction factor r_{Cu}		0.2
Reduction factor r_{304}		0.8
Reduction factor r_{St37}		1
Output type		3-wire

Nominal ratings

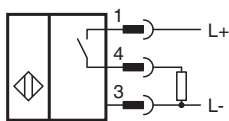
Operating voltage	U_B	10 ... 30 V DC
Switching frequency	f	0 ... 360 Hz
Hysteresis	H	5 ... 15 typ. 10 %
Reverse polarity protection		yes

Release date: 2025-06-10 Date of issue: 2025-06-10 Filename: 912997_eng.pdf

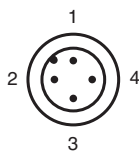
Technical Data

Short-circuit protection		yes
Voltage drop	U_d	$\leq 2 \text{ V}$
Operating current	I_L	$\leq 100 \text{ mA}$
Current consumption		$\leq 10 \text{ mA}$
Off-state current	I_r	$\leq 10 \text{ }\mu\text{A}$
No-load supply current	I_0	$\leq 15 \text{ mA}$
Indicators/operating means		
Operation indicator		LED red: Output
Standard conformity		
Standards		EN 60947-5-2:2007 IEC 60947-5-2:2007
Approvals and certificates		
UL approval		cULus Listed Load Type: General Purpose Circuitry: Class 2 Power Source Enclosure Type Rating: Type 1 Supply/Switching Voltage: 30 V DC Output Switching Current: 100 mA
CCC approval		CCC approval / marking not required for products rated $\leq 36 \text{ V}$
Ambient conditions		
Ambient temperature		0 ... 75 °C (32 ... 167 °F)
Mechanical specifications		
Connection type		Connector plug
Housing material		Stainless steel 1.4305 / AISI 303
Sensing face		Stainless steel 1.4305 / AISI 303
Degree of protection		IP67
Connector		
Threading		M12 x 1
Number of pins		4
Dimensions		
Length		65 mm
Diameter		8 mm

Connection



Connection Assignment



Connection Assignment

Wire colors in accordance with EN 60947-5-2

1		BN	(brown)
2		WH	(white)
3		BU	(blue)
4		BK	(black)