

Multi Scan Control Interface MSEU-F601-Volume3D-001

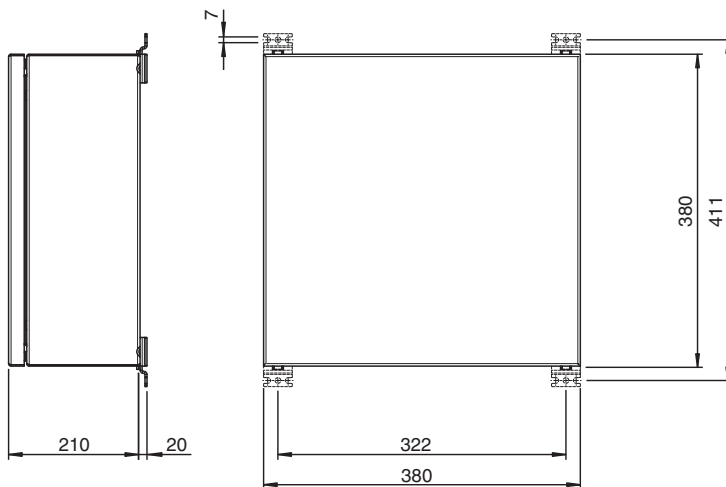
- Industrial-grade PC for 24/7 operation
- Long-term support with product availability for more than 5 years
- Sturdy housing, suitable for rough industrial use
- Pre-installed Volume3D software

Part of the Volume3D Smart System

Function

The MSEU-F601-Volume3D multi-scan control interface is the core component of the Volume3D Smart System. The Pepperl+Fuchs BTC12N industrial PC used is designed for round-the-clock operation. The steel housing makes the product suitable for use in harsh industrial environments. The software of the Volume3D system is pre-installed and ready for immediate use.

Dimensions



Technical Data

Hardware

Processor	Intel® Apollo Lake N4200 series
RAM	4 GB DDR3L
Mass storage	32 GB eMMC MLC

Supply

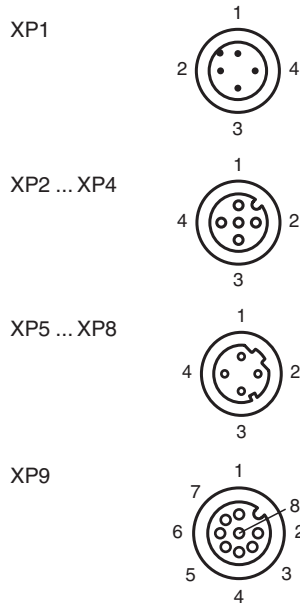
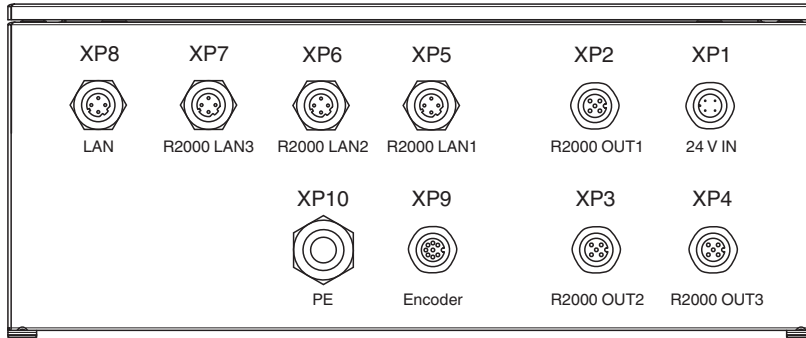
Power supply	Input voltage: 16 ... 28 V DC Output voltage: 16 ... 28 V DC Input current: max. 3.8 A - 2.2 A
--------------	--

Interface

Technical Data

Interface type	Voltage input: M12 plug, A-coded, 4-pin Voltage output: M12 socket, A-coded, 4-pin Network connection: M12 socket, D-coded, 4-pin, shielded via screw connection Shielded earth: Connection terminal Encoder connection: M12 socket, A-coded, 8-pin	
Directive conformity		
Electromagnetic compatibility		
Directive 2014/30/EU		EN 61326-1:2013 EN 55032:2015, AC:2016 EN 55035:2017
RoHS		
Directive 2011/65/EU (RoHS)		EN 50581:2012-09
Software		
Operating system		Linux Debian 10
Ambient conditions		
Operating temperature		-20 ... 45 °C (-4 ... 113 °F)
Storage temperature		-20 ... 60 °C (-4 ... 140 °F)
Relative humidity		≤ 95 % at 40 °C (non-condensing acc. to EN 60068-2-78)
Mechanical specifications		
Degree of protection		IP66
Mass		12.4 kg
Dimensions		380 mm x 380 mm x 210 mm
Mounting		wall mounting
Note		Passive cooling, no rotating parts. Power supply not included.
General information		
System information		

Connection



Connection	Function	Assignment
XP1	Voltage input	1: 24 V _{DC}
XP2, XP3, XP4	Voltage output LiDAR Sensor	2: n.c. 3: 0 V 4: n.c.
XP8	Network connection Local Network	1: TD+
XP5, XP6, XP7	Network connection LiDAR-Sensor	2: RD+ 3: TD- 4: RD- Shielding via screw connection
XP9	Encoder connection	1: GND 2: U _b 3: A 4: A_ 5: B 6: B_ 7: Z 8: Z_
XP10	Protective earth	Terminal Clamping range: Wire cross section 3.5 ... 35 mm

Release date: 2025-03-24 Date of issue: 2025-03-24 Filename: faa-1051_eng.pdf