


# 5500 Series manifold, FM and CSA certified

## 5500-MAN-CD01-\*

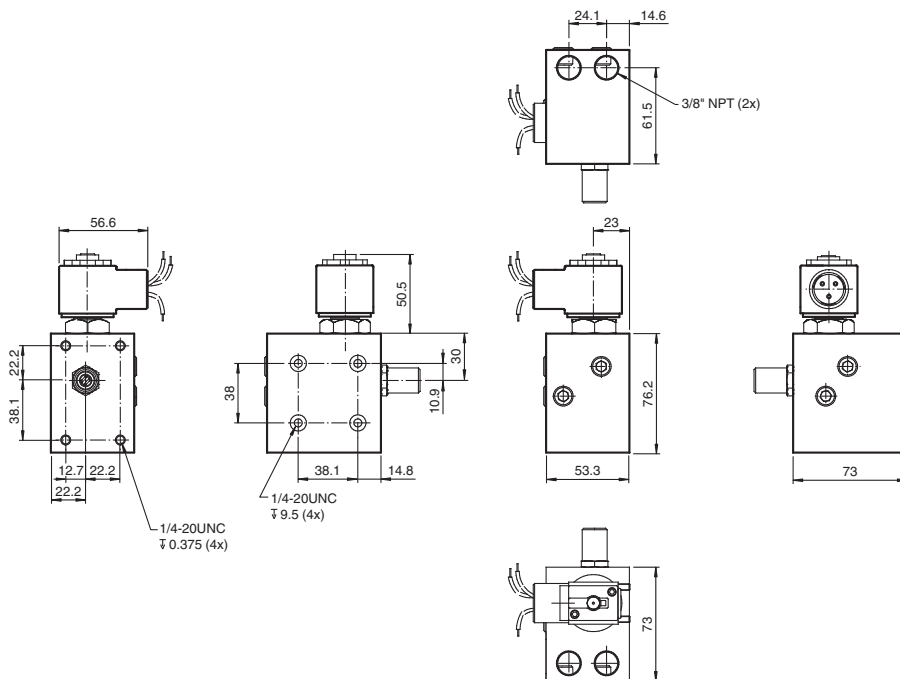


- Suitable for Class I,II/Div. 1 & 2 for hazardous locations
- Certifications for FM and CSA
- Manifold combines the solenoid valve for purging and needle valve for pressurization in one housing
- Suitable for steel or plastic tubing
- Mounting hardware, pneumatic fittings and tubing included

### Function

The 5500-MAN-CD01- \* combines a solenoid valve for purging and a needle valve for pressurization in one manifold design. When the valve is energized, the solenoid valve opens and allows for a high flow of protective gas into the enclosure. When the valve is deenergized, the flow through the internal needle valve is adjustable by a flathead screw driver through the needle stem located on the manifold. The solenoid valve is used for purging, leakage compensation, and temperature control by signals from user defined points on the 5500 control unit. Mounting hardware includes 3/8" tube compression fittings mounted on the manifold for input and output flow, 3/8" tube compression bulkhead fitting for getting flow into the enclosure and certified sealing washers with bolts to mount the manifold to the enclosure. Also included is 1 meter of 3/8" poly tubing with 3/8" poly tube stiffener inserts which allows the connection of plastic tubing to compression fittings without collapsing the tubing. The 5500 valve system works with the 5500 control unit and EPV-5500 vents. The 5500 Series system has FM and CSA certification for Class/Division installation, see model number key for proper manifold selection. For ATEX and IECEx applications look the model number key proper manifold selection.

### Dimensions



### Technical Data

#### General specifications

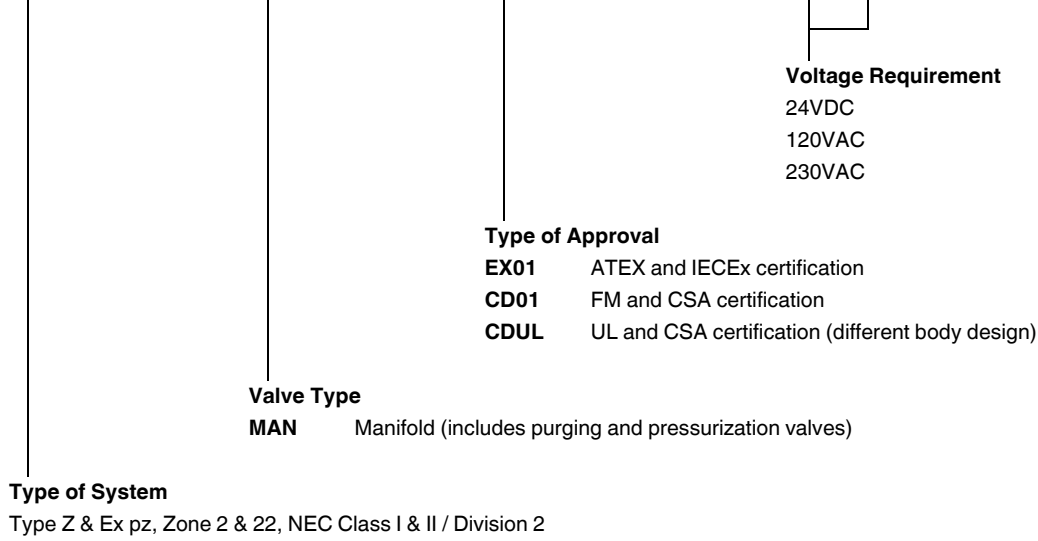
Release date: 2025-06-18 Date of issue: 2025-06-18 Filename: t169984\_eng.pdf

## Technical Data

Operating mode	automatic purging
Series	5500
System	Type Z Purge ; Ex pzc Purge
Hazardous environment	gas or dust
<b>Supply</b>	
Rated power	24 VDC: 4.6 W 120 VAC: 6.8 VA, 60 Hz 230 VAC: 6.8 VA, 60 Hz Voltage tolerance: +/-10%
<b>Electrical specifications</b>	
Fuse rating	DC: 500 mA AC: 80 mA (fuse rating on 5500 control unit)
<b>Pneumatic parameters</b>	
Protective gas supply	instrument grade air or inert gas
Pressure requirement	1.4 bar (20 psi) to 8.2 bar (120 psi)
Purge flow rate	solenoid valves : Cv (flow coefficient) = 1.4 needle valve : Cv (flow coefficient) = 0.25
<b>Ambient conditions</b>	
Ambient temperature	-20 ... 60 °C (-4 ... 140 °F)
<b>Mechanical specifications</b>	
Connection type	Pneumatic Input port: 3/8 inch Tube compression fitting Output port: 3/8" Tube compression fitting Electrical connection 1/2" NPTF thread connection w/ 24" (0.61m) flying leads
Degree of protection	type 7 & 9
Material	<b>Housing:</b> anodized aluminum <b>3/8" compression fittings:</b> 316 stainless steel <b>Pressure ports:</b> 3/8" NPTF <b>Bulkhead fitting:</b> 316 stainless steel <b>Mounting bolts:</b> 1/4 - 20, 316 stainless steel <b>Sealing washers:</b> UL recognized type 4X
Mass	1250 g (2.8 lb)
Dimensions	see dimensions
<b>International approvals</b>	
FM approval	FM3006713 Explosion proof: Class I, Division 1, Group A-D, T4, Ta = 60C DIP: Class II, Division 1, Groups F+G, T4, Ta = 60C Nonincendive: Class I, Division 2, Groups A-D, T4, Ta = 60C Suitable for Class II, Division 2, Groups F+G, T4, Ta = 60C
CSA approval	CSA 202633 Class I, Division 1, Groups A-D: Class II, Groups E,F,G Class I, Division 2, Groups A-D

**Type Code**

5	5	0	0	-	M	A	N	-	E	X	0	1	-	2	4	V	D	C
---	---	---	---	---	---	---	---	---	---	---	---	---	---	---	---	---	---	---



Release date: 2025-06-18 Date of issue: 2025-06-18 Filename: t169984\_eng.pdf